

RMI® Parts for Taylor Wharton Style - XL-55 HP Combo Regulator




CROSS

Part # FIT-X14

Cross Brass 1/4 FPT Forged

00



CGA FITTINGS AND DUST CAPS

INERT ARGON/NITROGEN FITTINGS

CGA 580

Part # CGA-58038

Inert Gas 3/8" NPT

1



2 3

CGA 295

Single Item - Part # CGA-29538

(Pkg. of 10 - Part # CGA-29538-PK10)

Inert Vent and Liquid 3/8" NPT



OXYGEN FITTINGS

CGA 540

Part # CGA-54038

Oxygen Gas use
3/8" NPT

1



2 3

CGA 440

Single Item - Part # CGA-44038

(Pkg. of 10 - Part # CGA-44038-PK10)

Oxygen Vent and Liquid use 3/8" NPT



CARBON DIOXIDE FITTINGS

CGA 320

Part # CGA-32038

For CO²
3/8" NPT

Used for Gas/Liquid

1



3*

CGA 295


Single Item - Part # CGA-29538

(Pkg. of 10 - Part # CGA-29538-PK10)

Industry Standard

Used for
Vent 3/8" NPT

2*



*Optional CGA Standard

Vent/Liquid - CGA 622 Part # CGA-62238

INERT ARGON/NITROGEN DUST CAPS

CGA 580 DUST CAP

Part # CGA-580DC

Dust Cap for Inert Gas
use CGA 580

4



CGA 295 DUST CAP

Part # CGA-295DC

Dust Cap for Inert
Vent and Liquid

5

6



OXYGEN DUST CAPS

CGA 540 DUST CAP

Part # CGA-540DC

Gas Dust Cap and
Chain for CGA 540

4



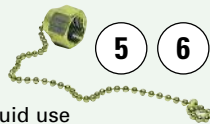
CGA 440 DUST CAP

Part # CGA-440DC

Oxygen Vent and Liquid use

5

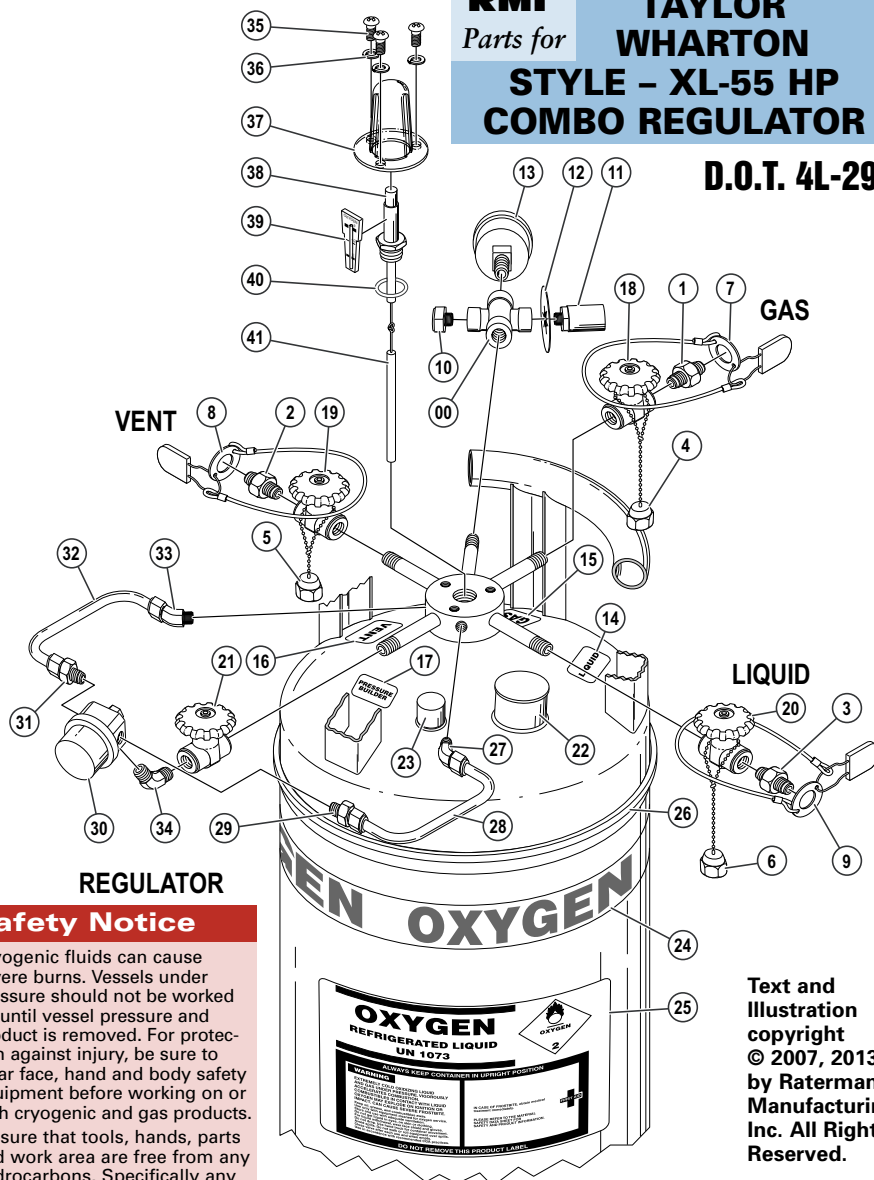
6



Rev: 7/1/13

RMI® Parts for TAYLOR WHARTON STYLE - XL-55 HP COMBO REGULATOR

D.O.T. 4L-292



Safety Notice

Cryogenic fluids can cause severe burns. Vessels under pressure should not be worked on until vessel pressure and product is removed. For protection against injury, be sure to wear face, hand and body safety equipment before working on or with cryogenic and gas products. Be sure that tools, hands, parts and work area are free from any hydrocarbons. Specifically any dirt, oil or grease.

Parts must be cleaned for oxygen service if they will be exposed to product.

Taylor-Wharton is a trademark of Taylor Wharton International, LLC. RMI® parts are not licensed, approved or sponsored by the Taylor Wharton International, LLC.

Text and Illustration copyright © 2007, 2013 by Ratermann Manufacturing, Inc. All Rights Reserved.

SAFETY WARNING

Nitrile Latex-Free Gloves should be worn at all times when working on Oxygen containers. Nitrile Latex-Free gloves will NOT give protection from cold or cryogenic liquids.

See page 27A-4 for Nitrile Latex-Free Gloves

CARBON DIOXIDE DUST CAPS

CGA 320 DUST CAP

Part # CGA-320DC

Dust Cap for CO²
Gas/Liquid 3/8" NPT

4

6*



CGA 295 DUST CAP

Part # CGA-295DC

Dust Cap for Vent

5*



*Optional CGA Standard

Vent/Liquid - CGA 622 Part # CGA-622DC

TAMPER DEVICE KITS

Oxygen - 1 Kit

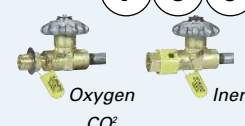
Part # CGP-23

Inert - 1 Kit

Part # CGP-13

CO² - 1 Kit

Part # CGP-25



RUPTURE DISC

Part # BD-350

Rupture Disc
1/4 NPT

10



RELIEF VALVE

Single Item - Part # LPR-350
(Pkg. of 5 -
Part # LPR-350-PK5)
Relief Valve Brass - 1/4 NPT 350 PSI



11

PRESSURE RELIEF I.D. DISC

Part # DS-350
Color-coded pressure relief I.D. discs are imprinted with the appropriate pressure of safety relief.



12

GAUGE

Part # PG-600
Pressure Gauge 2" Dial
0-600 PSI/BAR/KPA



13

LABEL LIQUID

Part # DL-OL
Decal -
Liquid Valve



14

LABEL GAS

Part # DL-OG
Decal - Gas



15

LABEL VENT

Part # DL-OV
Decal - Vent



16

LABEL PB

Part # DL-OPB
Decal - Pressure
Builder Valve



17

GAS USE VALVE

Part # VR-38F218TB-G
Green Handle - Valve Brass
GH 3/8 FPT x 3/8 SCH 10
(VALVE REBUILD KIT Pt # DV-G-RBK1)



18

VENT USE VALVE

Part # VR-38F218TB-S
Silver Handle - Valve Brass
GH 3/8 FPT x 3/8 SCH 10



19

VALVE REBUILD KIT

Single Item - Part # DV-RBK1
(Pkg. of 10 - Part # DV-RBK1-PK10)

LIQUID USE VALVE

Part # VR-38F218TB-B
Blue Handle - Valve Brass
BH 3/8 FPT x 3/8 SCH 10
(VALVE REBUILD KIT Pt # DV-B-RBK1)



20

VALVE PRESSURE BUILDER

Part # VR-38F38F
Short-stem shut off
valves 3/8" FNPT
VALVE REBUILD KIT
Single Item - Part # DV-RBK1
(Pkg. of 10 - Part # DV-RBK1-PK10)



21

CAP

Part # DC-CAP
Cap Vinyl - Plastic Blue



22

CAP

Part # PC-M78
Pumpout Cap



23

DEWAR 360° WRAP AROUND TAPE

Part #'s for Gas Tape:
DG-TC Carbon Dioxide DG-TO Oxygen
DG-TN Nitrogen DG-TA Argon



24

Part #'s for Medical Tape:

DG-MEDO Medical Oxygen
DG-MEDN Medical Nitrogen
DG-MEDNO Med Nitrous Oxide
DG-MEDCO2 Med Carbon Dioxide



DEWAR LABELS

Part #'s
DB-O Oxygen DB-A Argon
DB-N Nitrogen DB-CO2 CO2
DB-USP Oxygen USP
DB-NNF Nitrogen NF
DB-NO Nitrous Oxide



LABEL BUFFER

Part # LB-D160B
Color coded bands can be used to
identify pressure: Yellow for 22
PSI, Blue for 235 PSI, and gray.



26

ELBOW

Part # FIT-45M140D38
Elbow Brass



27

TUBING

Part #
CCT-TA



28

FITTING

Part #
FIT-M140D38



29

COMBO PRESSURE BUILDER/ECONOMIZER REGULATOR

Part # PBE-1-T300



30

FITTING

Part #
FIT-M140D38



31

TUBING

Part #
CCT-TA



32

ELBOW

Part # FIT-45M140D38
Elbow Brass



33

ELBOW

Part #
FIT-45M14M38



34

SCREW

Part # CSS-T3



35

WASHER

Part # LC-T3



36

GAUGE PROTECTOR

Part # SGP-TRC




37

LIQUID LEVEL GAUGE

Part # LL-TW-M450

Includes gauge and spring



38

SNAP ON INDICATOR

Part #'s LL-TW-RA Argon
LL-TW-RN Nitrogen
LL-TW-RNO Nitrous Oxide
LL-TW-RO Oxygen



39

O-RING

Part # SGP-TFC-OR



40

FLOAT ROD

Part # FR-5055



41

MEDICAL CGA FITTINGS

TAMPER PROOF DEVICE

This system cannot be removed
without rendering the CGA
outlet connection unusable.



INERT TAMPER PROOF DEVICE

1 CGA 580 (Gas use)
Pkg. of 5 Single Item
Pt # TPG-580-PK5 Pt # TPG-580

2 CGA 295 (Vent & Liquid use)
Pkg. of 5 Single Item
Pt # TPG-295-PK5 Pt # TPG-295

OXYGEN TAMPER PROOF DEVICE

1 CGA 540 (Gas use)
Pkg. of 5 Single Item
Pt # TPG-540-PK5 Pt # TPG-540

2 CGA 440 (Vent & Liquid use)
Pkg. of 5 Single Item
Pt # TPG-440-PK5 Pt # TPG-440

CO2 TAMPER PROOF DEVICE

1 CGA 295 (Vent & Liquid use)
Pkg. of 5 Single Item
Pt # TPG-295-PK5 Pt # TPG-295

2 CGA 320 (Gas, Vent & Liquid use)
Pkg. of 5 Single Item
Pt # TPG-320-PK5 Pt # TPG-320

OPTIONS

DEWAR CERT POUCH

Part # CP-5PK250
Optional tie wrap
available



DEWAR OPERATION LABELS

Part #'s
DL-03 CGA Warning Label
DL-04 Pressure Relief
Reference Label
DL-10 CGA Red Warning
DL-12 Operation & Common Question



For details, see page 6A-15